V6
ESC 1:50

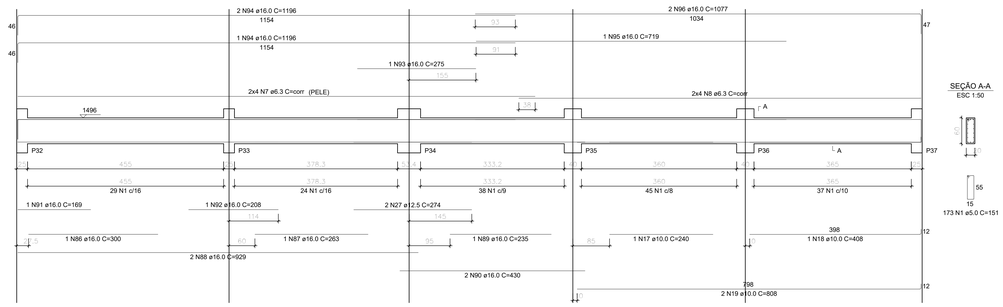

SEÇÃO A-A
ESC 1:50

V7
ESC 1:50

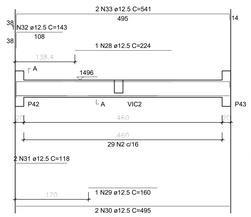

SEÇÃO A-A
ESC 1:50

V9
ESC 1:50

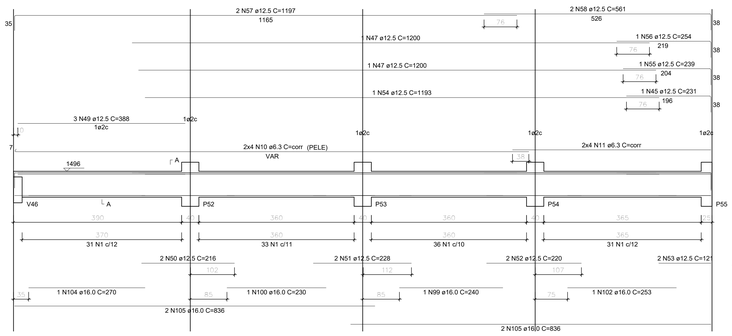

SEÇÃO A-A
ESC 1:50

RELAÇÃO DO AÇO

V6 V7 V8
V9 V10 V11
V12 V13 V15
V16 V17

AÇO	N	DIAM (mm)	QUANT	C.UNIT (cm)	C.TOTAL (cm)
CA60	1	5.0	1143	151	172593
	2	5.0	58	111	6438
	3	5.0	94	171	16074
	4	5.0	24	125	3000
	5	5.0	2	105	210
	6	5.0	31	91	2821
CA50	7	6.3	64	121	7744
	8	6.3	8	corr	7464
	9	6.3	8	corr	728
	10	6.3	8	corr	9568
	11	6.3	8	corr	3680
	12	6.3	8	corr	424
	13	6.3	8	corr	7128
	14	6.3	8	corr	808
	15	8.0	8	corr	9560
	16	8.0	8	corr	648
	17	10.0	2	240	480
	18	10.0	5	408	2040
	19	10.0	4	808	3232
	20	10.0	1	245	245
	21	10.0	1	228	228
	22	10.0	1	223	223
	23	10.0	1	225	225
	24	10.0	2	380	760
	25	10.0	3	403	1209
	26	10.0	3	343	1029
	27	12.5	2	274	548
	28	12.5	1	224	224
	29	12.5	1	160	160
	30	12.5	2	495	990
	31	12.5	2	118	236
	32	12.5	1	143	143
	33	12.5	2	541	1082
	34	12.5	1	253	253
	35	12.5	1	259	259
	36	12.5	4	280	1120
	37	12.5	4	435	1740
	38	12.5	4	115	460
	39	12.5	2	222	444
	40	12.5	4	268	1072
	41	12.5	2	226	452
	42	12.5	2	219	438
	43	12.5	1	583	583
	44	12.5	1	1188	1188
	45	12.5	2	231	462
	46	12.5	4	1197	4788
	47	12.5	11	1200	13200
	48	12.5	4	240	960
	49	12.5	3	388	1164
	50	12.5	2	216	432
	51	12.5	2	228	456
	52	12.5	2	220	440
	53	12.5	4	121	484
	54	12.5	1	1193	1193
	55	12.5	1	239	239
	56	12.5	1	254	254
	57	12.5	2	1197	2394
	58	12.5	2	561	1122
	59	12.5	3	315	945
	60	12.5	2	425	850
	61	12.5	4	158	632
	62	12.5	1	275	275
	63	12.5	3	285	855
	64	12.5	4	261	1044
	65	12.5	4	232	928
	66	12.5	4	278	1112
	67	12.5	1	1101	1101
	68	12.5	1	145	145
	69	12.5	4	1197	4788
	70	12.5	4	1038	4152
	71	12.5	2	485	970
	72	12.5	2	390	780
	73	12.5	2	310	620
	74	12.5	2	417	834
	75	12.5	2	87	174
	76	12.5	2	120	240
	77	12.5	2	456	912
	78	12.5	3	519	1557
	79	12.5	1	87	87
	80	12.5	3	559	1677
	81	12.5	1	264	264
	82	12.5	3	357	1071
	83	12.5	1	108	108
	84	12.5	1	133	133
	85	12.5	2	396	792
	86	16.0	1	300	300
	87	16.0	2	263	526
	88	16.0	2	929	1858
	89	16.0	4	235	940
	90	16.0	2	430	860
	91	16.0	1	169	169
	92	16.0	1	208	208
	93	16.0	1	275	275
	94	16.0	6	1196	7176
	95	16.0	1	719	719
	96	16.0	2	1077	2154
	97	16.0	1	243	243
	98	16.0	2	851	1702
	99	16.0	1	240	240
	100	16.0	7	230	1610
	101	16.0	6	856	5136
	102	16.0	2	253	506
	103	16.0	2	436	872
	104	16.0	1	270	270
	105	16.0	4	836	3344
	106	16.0	1	137	137
	107	16.0	3	1109	3327
	108	16.0	3	245	735
	109	16.0	1	248	248
	110	16.0	2	451	902
	111	16.0	1	250	250
	112	16.0	1	225	225
	113	16.0	2	1139	2278
	114	16.0	2	257	514
	115	16.0	1	233	233
	116	16.0	2	848	1696
	117	16.0	1	232	232
	118	16.0	2	858	1716
	119	16.0	2	846	1692
	120	16.0	1	137	137
	121	16.0	1	219	219
	122	16.0	1	235	235
	123	16.0	1	214	214
	124	16.0	1	216	216
	125	16.0	1	285	285
	126	16.0	1	129	129
	127	16.0	4	1200	4800
	128	16.0	1	323	323
	129	16.0	3	275	825

RESUMO DO AÇO

AÇO	DIAM (mm)	C.TOTAL (m)	PESO + 10% (kg)
CA50	6.3	1066	286.9
	8.0	102.1	44.3
	10.0	96.7	65.6
	12.5	660.3	699.7
	16.0	509.2	884
CA60	5.0	2011.4	341
PESO TOTAL (kg)			
CA50	1980.5		
CA60	341		

Volume de concreto (C-35) = 18.99 m³
Área de forma = 218.52 m²

V8
ESC 1:50

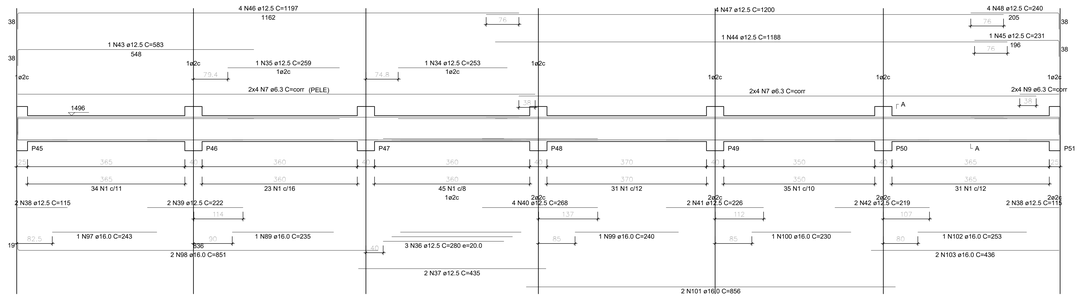

SEÇÃO A-A
ESC 1:50

V10
ESC 1:50

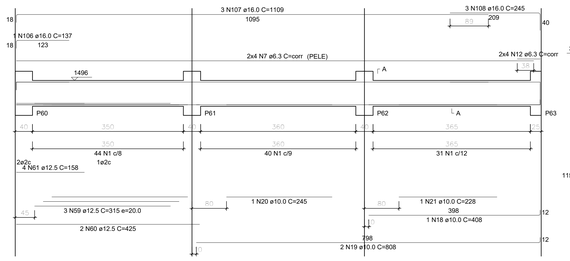

SEÇÃO A-A
ESC 1:50

V17
ESC 1:50

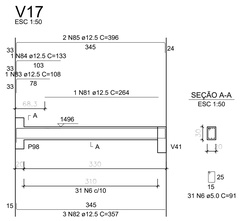

SEÇÃO A-A
ESC 1:50

V11
ESC 1:50

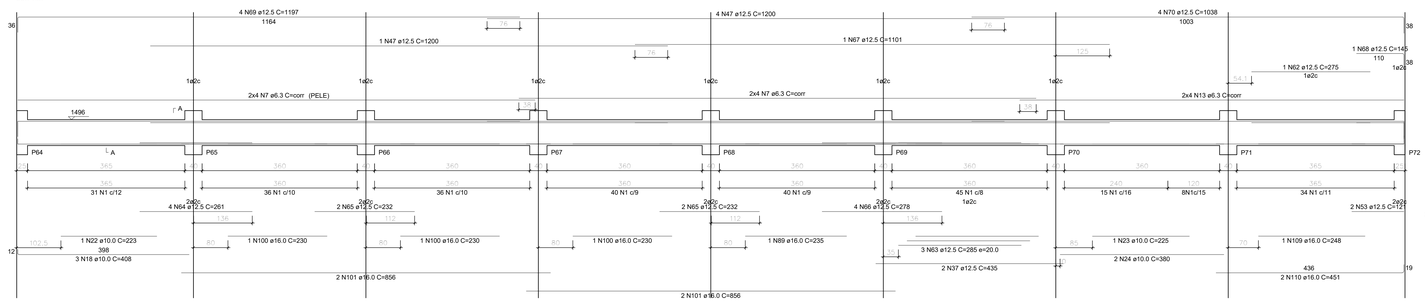

SEÇÃO A-A
ESC 1:50

V12
ESC 1:50

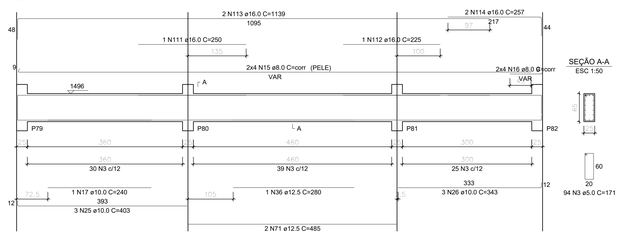

SEÇÃO A-A
ESC 1:50

V13
ESC 1:50

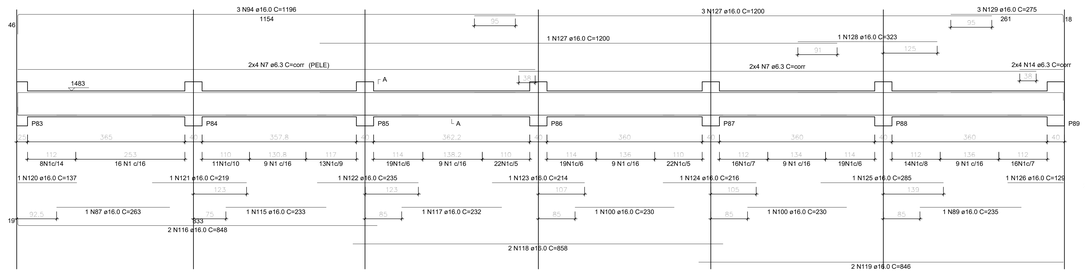

SEÇÃO A-A
ESC 1:50

V15
ESC 1:50

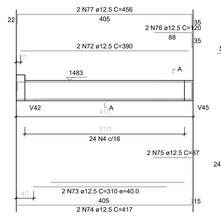

SEÇÃO A-A
ESC 1:50

V16
ESC 1:50



SEÇÃO A-A
ESC 1:50

DETALHAMENTO DAS VIGAS DO PAV3-PISO5

ESCALA 1:50

PROJETO ESTRUTURAL
PRÉDIO NOVO DA ODONTOLOGIA - UESC - ALFENAS-MG

UNIVERSIDADE FEDERAL DE ALFENAS
Rua Gabriel Monteiro da Silva, 700 - Centro
37130-000 Alfenas MG
http://www.unifal-mg.edu.br

DETALHAMENTOS
PAV3-PISO5 (1496cm)
VIGAS

Escala: 1/50
Desenho:
Data: 25/07/2023
Revisão: 0
Unidade: cm
DESENHO 01
FOLHA 56/94

FORMATO A0 - INTERNO: 1049 x 821 mm.
EXTERNO: 1189 x 841 mm.